



Project Accelerator Building & Monetizing Strategic Land Positions in Nevada & Quebec

May 2026



TSXV:EMR | OTCQB:EGMCF | FRA:ELM | MUN:ELM

Forward-looking statements

Forward-looking statements relate to future events or the anticipated performance of the Company and reflect management's expectations or beliefs regarding such future events and anticipated performance. In certain cases, forward-looking statements can be identified by the use of words such as "plans", "expects", "is expected", "budget", "scheduled", "estimates", "forecasts", "intends", "anticipates" or "believes", or variations of such words and phrases or statements that certain actions, events or results "may", "could", "would", "might" or "will be taken", "occur" or "be achieved", or the negative of these words or comparable terminology. By their very nature forward-looking statements involve known and unknown risks, uncertainties and other factors which may cause the actual performance of the Company to be materially different from any anticipated performance expressed or implied by the forward-looking statements.

Important factors that could cause actual results to differ from these forward-looking statements include risks related to failure to define mineral resources, to convert estimated mineral resources to reserves, the grade and recovery of ore which is mined varying from estimates, future prices of gold and other commodities, capital and operating costs varying significantly from estimates, political risks arising from operating in certain jurisdictions, uncertainties relating to the availability and costs and availability of financing needed in the future, changes in equity markets, inflation, changes in exchange rates, fluctuations in commodity prices, delays in the development of projects, conclusions of economic evaluations, changes in project parameters as plans continue to be refined, uninsured risks and other risks involved in the mineral exploration and development industry.

† **Qualified Persons: David Watkinson, P.Eng.**, a non-independent Qualified Person as defined in NI 43-101, is responsible for the review of all scientific and technical information contained in this presentation. Mr. Watkinson is the President and CEO of Emergent Metals Corp.

Although the Company has attempted to identify important factors that could cause actual performance to differ materially from that described in forward-looking statements, there may be other factors that cause its performance not to be as anticipated. There can be no assurance that forward-looking statements will prove to be accurate, as actual results and future events could differ materially from those anticipated in such statements. Accordingly, readers should not place undue reliance on forward-looking statements. These forward-looking statements are made as of the date of this presentation and the Company does not intend, and does not assume any obligation, to update these forward-looking statements.

United States investors are cautioned that the terms "Measured", "Indicated" and "Inferred" Resources are used herein and that while such terms are recognized and required by Canadian regulations, the United States Securities and Exchange Commission does not recognize them. "Inferred Mineral Resources" have a great amount of uncertainty as to their existence, and as to their economic and legal feasibility. It cannot be assumed that all or any part of an Inferred Mineral Resource will ever be upgraded to a higher category. Under Canadian rules, estimates of Inferred Mineral Resources may not form the basis of feasibility or other economic studies. United States investors are also cautioned not to assume that all or any part of Measured or Indicated Mineral Resources will ever be converted into Mineral Reserves and not to assume that all or any part of a Mineral Resource is economically or legally mineable. Additional information on the Company, including additional disclaimers, can be found at www.emergentmetals.com or under the Company's filings on www.sederplus.ca.

A Value-Creation and Monetization Platform – A Project Accelerator

Emergent acquires mineral assets in proven mining jurisdictions, completes exploration and technical work, and monetizes its assets through sale, option, joint venture, or other business transactions with targeted buyers.

- **Maximizes Opportunities:** multi-asset portfolio approach focused on district-scale synergies
- **Minimizes Dilution:** transaction proceeds recycled into new opportunities with the goal of reaching self-sustaining cash-flow (up-front cash, stage payments, shares, royalties, etc.)

1

Source

Identify acquisition targets with meaningful existing data and a clear value gap.

2

Target

Define a likely buyer/partner to guide deal structure and technical priorities.

3

Consolidate

Assemble properties in a district to increase strategic value.

4

Package

Use cost-effective technical work to make assets transaction-ready.

5

Monetize

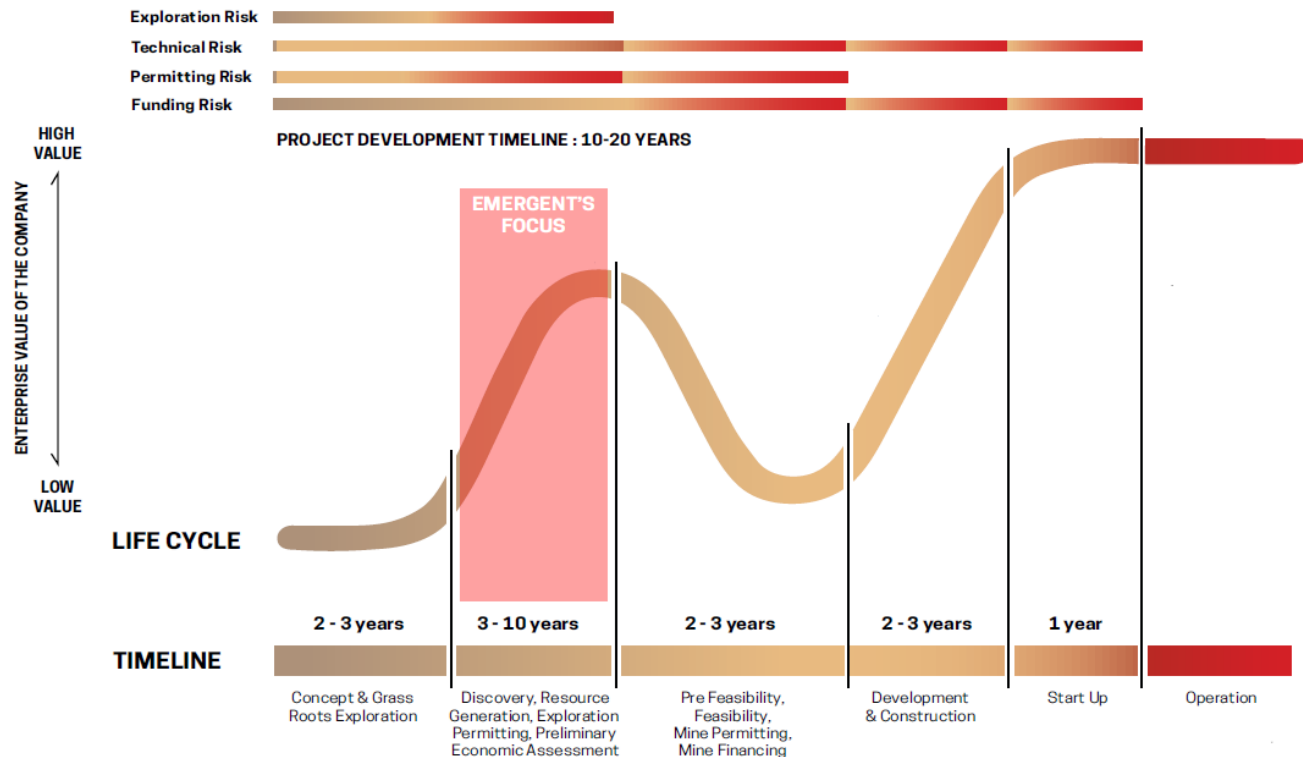
Sell, option, or joint venture assets to fund future opportunities & minimize dilution.

We build value and then monetize through multiple transactions

Emergent's focus is on resource generation part of the curve

- Faster path to value creation and monetization
- Lower capital intensity
- Reduced technical, permitting, and financing risk
- Reduced risk through multiple transactions
- Upside value via equity/royalty or NSR participation

Life Cycle of a Mineral Project



Source: Adapted from Lassonde, P. - Franco-Nevada Corporation

Focused on Tier-1 Jurisdictions: Nevada and Quebec



Nevada

- #1 gold-producing state in the US (2024 production of 4.4 M oz Au- 70% of US production)
- Established permitting pathway
- Prolific Carlin-type gold, epithermal gold and silver, porphyry & skarn copper systems, and other deposit types
- Active M&A by major producers



Quebec

- The Abitibi is home to world-class deposits and producing mines (2024 production of 1.6 M oz Au - 28% of Canadian production)
- Government databases on properties
- 30-45% exploration tax incentives
- Year-round infrastructure access
- Presence of senior and mid-tier producers

Supported by an experienced, technical team with a proven track record of discovery, value creation, and strategic transactions.

Emergent is trading at a significant discount to transaction and asset value



THE DISCONNECT:

Despite generating ~4x value on invested capital, Emergent Metals trades at a significant discount to the underlying asset value. The Company's current market capitalization is ~US\$4.7M (as of March 18, 2026)

1. Raised from flow-through and non-flow through shares.
2. Not all transaction values were or are fully realized; some depend on option exercise by counterparties, and certain transactions remain ongoing. These figures exclude claim maintenance payments, lease, and other payments made on EMR's behalf under these agreements, which provide additional benefit to the Company.
3. Based on transaction value and royalty buyouts. See appendix for additional details.

Property and Royalty Portfolio Estimated Value

Property Portfolio

PROPERTY	LOW EST (US\$)	HIGH EST (US\$)
Golden Arrow, NV	6,000,000	15.,000,000
New York Canyon, NV	5,000,000	10,000,000
Casa South, QC	3,000,000	6,000,000
West Santa Fe, NV	1,800,000	1,800,000
Buckskin East, NV	3,000,000	6,000,000
Buckskin West, NV	1,000,000	2,000,000
Koegel Rawhide, NV	2,000,000	3,000,000
Treccion. QC	2,000,000	3,000,000
Royalty Portfolio	2,160,000	2,960,000
TOTAL	24,960,000	49,960,000

Royalty Portfolio

ROYALTY ASSET	LOW EST (US\$)	HIGH EST (US\$)
Troilus North, QC	730,000	730,000
East West, QC	730,000	730,000
West Santa Fe, NV	200,000	500,000
York, NV	500,000	1,000,000
TOTAL	2,160,000	2,960,000

Emergent holds a portfolio of royalty interests from various property transactions. The numbers above represent royalty buy-out options. If the buy-out options are not exercised,, these royalties will represent a recurring revenue stream often overlooked by the market.

Emergent Metals holds a portfolio of property interests. EMR values these properties based on ongoing historic transactions, transactions in progress, or based on similar transactions publicly disclosed by other companies. Note that these are estimated values only and have not been verified by a third party.

~US\$29.6 M in Estimated Transaction Value Generated

History of Property Portfolio Transactions Since 2020

DATE	PARTNER	PROPERTY	COMPONENTS	TOTAL VALUE (US\$)
Feb 2020	Kennecott	NY Canyon, Nv	Work Commitments	\$20,000,000
Mar 2024	Ivanhoe Elect.	NY Canyon, NV	Cash	\$2,000,000
Jun 2023	Lahontan	West Santa Fe, NV	Shares, Royalty, Work Commitments	\$3,700,000
May 2022	O3 Mining	East West, QC	Cash, Shares, Royalty	\$2,093,477
Oct 2020	Lahontan	York, NV	Shares, Royalty	\$1,308,200
Feb 2020	Ximen	Rozan, Stewart, BC	Shares & Options	\$491,838

TOTAL TRANSACTION VALUE

US\$29.6M

~5x Return on Capital

TOTAL

US\$29,593,015

Note: These are estimated transaction values. Not all transaction values were fully realized historically and some depend on future option exercises or work by counterparties. These figures exclude claim maintenance payments, lease, and other payments made to or on EMR's behalf under these agreements, which provide additional benefits to the Company. They are meant to illustrate the value of transactions when they were signed, taking into account share payments, work commitments, royalty commitments, cash commitments, etc.

The Emergent Metals Value Proposition

Significant asset value, proven capital efficiency, and a compelling discount

VALUE PROPOSITION

Emergent Metals offers investors exposure to a diversified portfolio of North American mineral assets at a significant discount to estimated net asset value. With a proven track record of value-generating transactions and multiple near-term catalysts, EMR represents a compelling opportunity.

CURRENT MARKET CAP¹

~US\$4.7 M

EST. PORTFOLIO VALUE

~US\$25.0 - \$50.0 M

DISCOUNT TO NAV

~80% – 90%

CAPITAL RAISED (SINCE 2020)

~US\$7.3 M

TRANSACTION VALUE GENERATED

~US\$29.6 M

CAPITAL EFFICIENCY

~4x Return

(1) As of March 5, 2026

Repeatable Value Creation Model: Acquire, Advance, Monetize

Current portfolio has the potential to generate ~US\$25-50M in value

2018

Sold the Troilus North Property (QC) to Troilus Gold (TSX: TLG) for C\$250k + 3.75M shares c/w 1% NSR.

2022

Sold the East-West Property (QC) to O3 Mining (now Agnico Eagle, NYSE: AEM) for C\$750k + 325k shares, c/w 1% NSR

2025

Signed an MOU to sell Golden Arrow (NV) to Fairchild Gold (TSXV: FAIR) for US\$600k cash, 12.5M shares, and a US\$3.5M promissory note (8.5%).

2020

Sold the Stewart & Rozan properties (BC) to Ximen Mining (TSXV: XIM) for C\$100k + 1.275M shares + 1.275M warrants.

2023

Lease with Option to Purchase with Lahontan Gold (TSXV: LG) on West Santa Fe (NV) for US\$1.8M cash/shares + US\$1.4M in work over 7 years, c/w 2% NSR.

2020 - 2023

Entered an Option & Joint Venture Agreement with Rio Tinto (NYSE: RIO), which invested US\$6.7M to advance EMR's New York Canyon Property (NV).

2025

Sold the York Property (NV; 27 claims) to Lahontan Gold for US\$60k cash + 2.0M shares, c/w 1% NSR.

Comparable: Globex Mining Enterprises Inc. (TSXV: GMX) - Market Cap. Of C\$132M (as at May 6, 2026)

A white outline of the state of Nevada is positioned on the left side of the slide, partially overlapping a dark blue background and a yellow-to-orange gradient area.

Nevada Portfolio

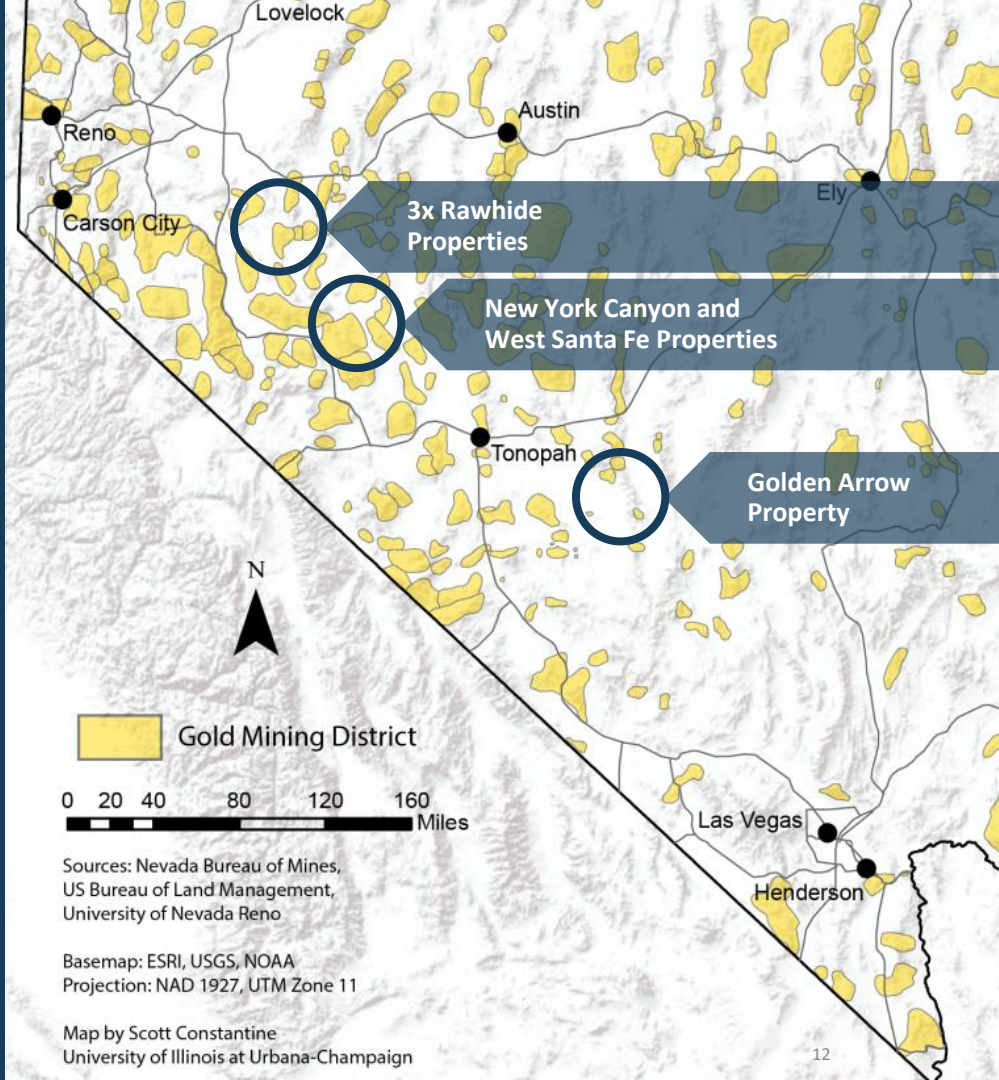
Nevada Project Criteria

Focused on the ~400-mile Walker Lane trend in western Nevada

NW–SE corridor of major, right-lateral strike-slip structures and splays

Long-lived volcanism and hydrothermal systems support district-scale mineralization

Proven belt with epithermal gold, porphyry copper and molybdenum, and copper skarn systems—hosting producing and past-producing mines





Golden Arrow

In October 2025, Emergent signed an MOU to sell to Fairchild Gold (TSXV: FAIR) for:

- US\$600k cash
- 12.5M shares
- US\$3.5M secured note (8.5%) with a 5-year term, increasing to US\$4.0M in year 4 and US\$5.0M in year 5¹

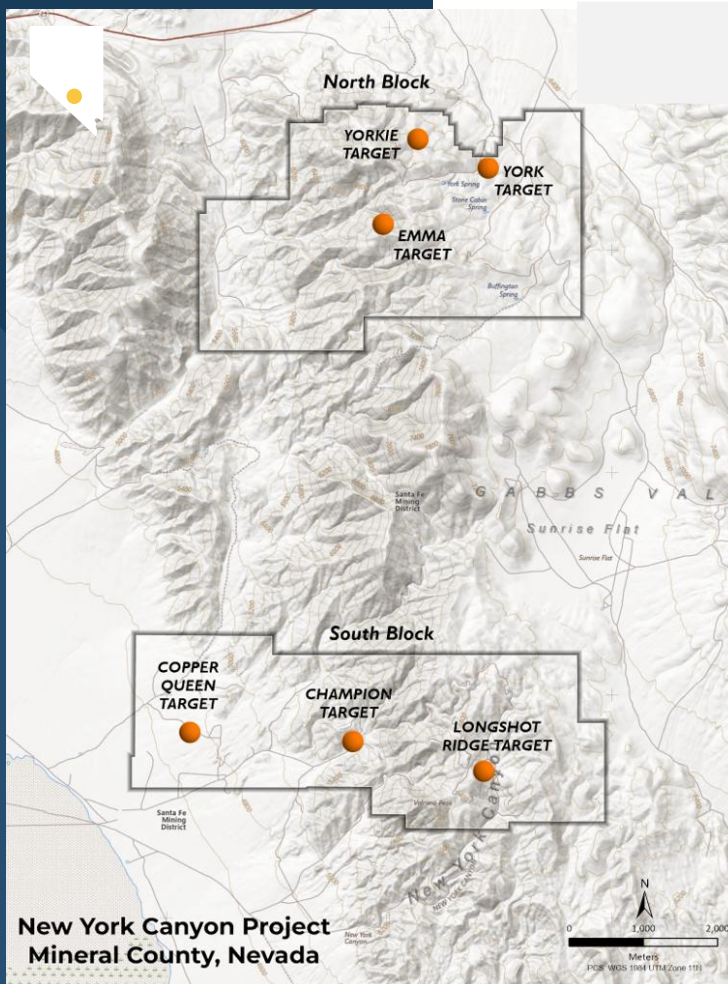


PROPERTY DETAILS

- ~10,000-acre property consisting of 17 patented and 494 unpatented claims
- Advanced stage property with a 296,500 oz Au and 4.0 M oz Ag M&I resource² with a Technical Report from 2018²
- Extensive exploration database with over 200,000 feet of drilling
- Plan of Operations and Environmental Assessment in place to allow for a major drilling program

(1) Note has a 5-year term with principal increased to US\$4.0 million in Year 4 and US\$5.0 million in Year 5. Property returned if a default occurs.
 (2) 12.2 M tons at 0.024 opt Au and 0.33 opt Ag containing 296,500 oz of Au and 4.0M oz of Ag. See Amended 2018 Updated Technical Report on the Golden Arrow Project, Nye County, Nevada, U.S.A., available at www.sedarplus.ca.

New York Canyon



PROPERTY DETAILS

- ~6,800-acre property consisting of 320 unpatented and 21 patented claims; adjacent to the historic Santa Fe Gold Mines
- 2010 Technical Report by Searchlight Resources Inc. (TSXV:SCLT) estimated an indicated resource of 15.3 Mt of 0.43% Cu and inferred resource of 2.9 tons of 0.31% Cu for the Longshot Ridge prospect using a 0.20% Cu cut-off-grade⁽¹⁾
- ~158,000 ft of historic and recent drilling, surface sampling, mapping, and geophysics completed to date
- Longshot Ridge, Copper Queen, Champion, and Emma targets – potential 200-400 MT porphyry & skarn potential⁽²⁾

(1) Emergent geologists have not verified this resource estimate and is treating it as a historical estimate
 (2) Target is conceptual in nature – no current resources that meet NI 43-101 or CIM Standards of Disclosure have been defined on the Property. Insufficient work has been done to delineate a current resource and it is uncertain whether one will be delineated. The size of the target is based on historical resources reported by Conoco in 1979 (142 MM tons at 0.35% Cu the Copper Queen Deposit and by Searchlight Resources (M&I resource of 16.3 MM tons at 0.43% Cu and Inferred resource of 2.9 MM tons at 0.31% Cu) at the Longshot Ridge Deposit in 2010. Grade would range between 0.3 to 0.5% Cu, with additional byproduct metals. Target size is estimated by projecting historic resources laterally and at depth.



West Santa Fe

Optioned to Lahontan Gold (TSXV:LG) who are advancing the Santa Fe Mine Project.

Key terms:

- US\$1.8M in cash payments
- US\$1.4M in exploration spend
- Payments over 7 years

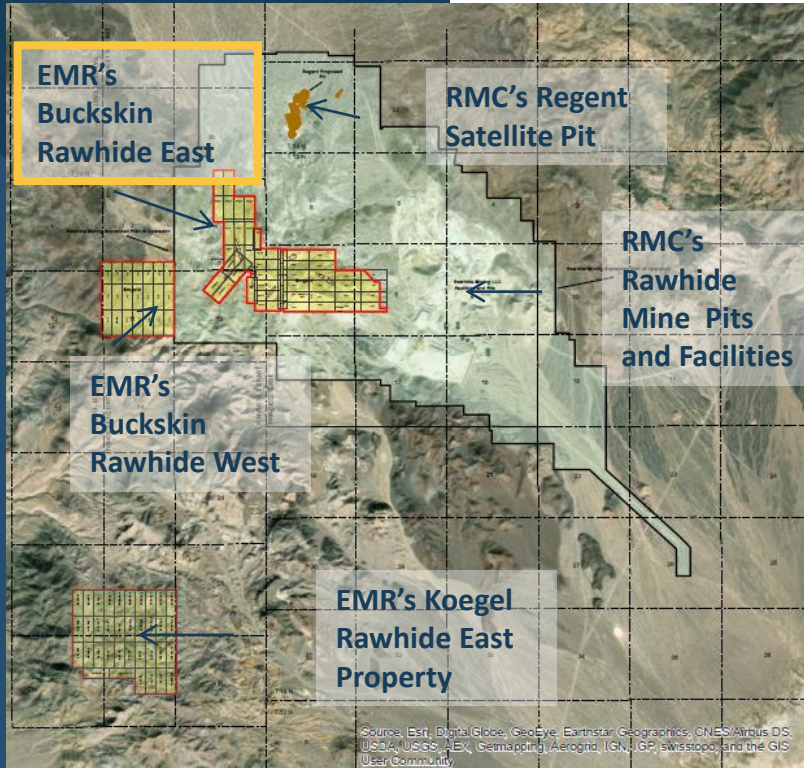


PROPERTY DETAILS

- ~3,000-acre property consisting of 117 unpatented claims
- Extensive exploration database with ~42,800 ft of drilling
- Historic drilling indicates a deeper Mo–Cu porphyry component
- Testing a near-surface bulk tonnage gold and silver target of 0.5 - 1.0M ounces of gold(1)
- 6 holes drilled in 2025; confirm historic gold and silver values

(1) Conceptual target, see Lahontan Gold press release dated May 15, 2023, for details. No mineral resources or reserves have yet been delineated on the property. Proximity to Santa Fe property does not guarantee exploration success.

Buckskin Rawhide East

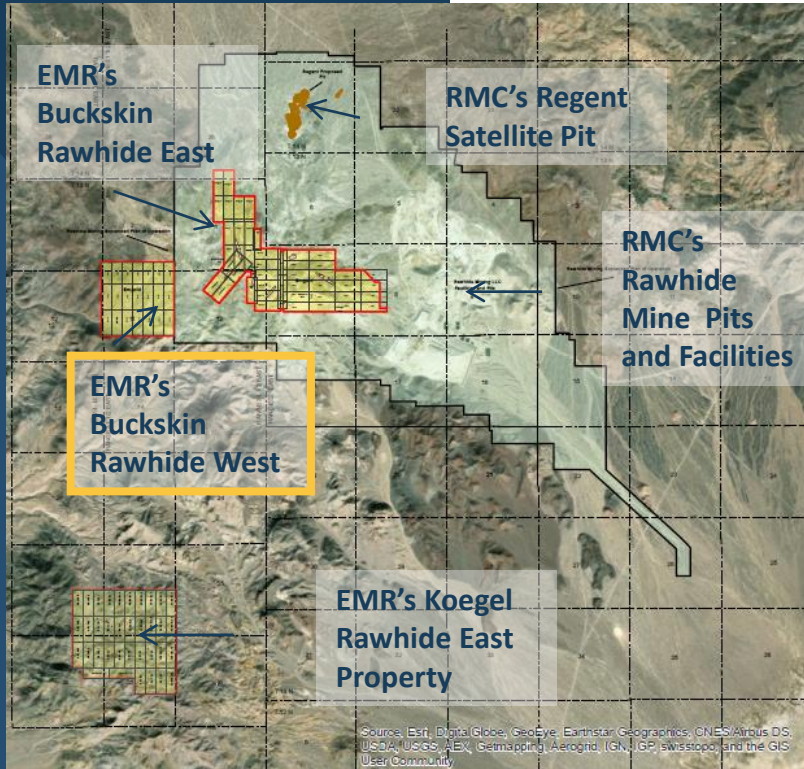


PROPERTY DETAILS

- ~835-acre property; inlying the producing Rawhide Mine (1.8 M oz Au and 14.9 M oz Ag from 1990-2019⁽¹⁾⁽²⁾)
- ~61,470 ft of drilling completed
- Leased to Rawhide Mining LLC, operators of the Rawhide Mine (being acquired by a 3rd party)
- Upon production at Buckskin Rawhide East, Emergent is entitled to a US\$15–20/oz Au payment, price-linked to gold⁽³⁾

(1) Nevada Bureau of Mines and Geology, Special Publication MI-2019 and other previous year reports
 (2) Proximity of Buckskin Rawhide East to Rawhide Mine does not guarantee that mineral resources or mining reserves will be delineated at Buckskin Rawhide East.
 (3) Upon bringing the Buckskin Rawhide East into commercial production, RMC will be required to make “Bonus Payments” to Emergent of US\$15 per oz of recoverable Au placed on the heap leach pad/processing plant when the price of Au ranges between US\$1,200 and US\$1,799 per oz and US\$20 per oz when the price of Au exceeds \$1,800 per oz. As per (2) above, there is not guarantee a royalty will be paid at Buckskin Rawhide East.

Buckskin Rawhide West

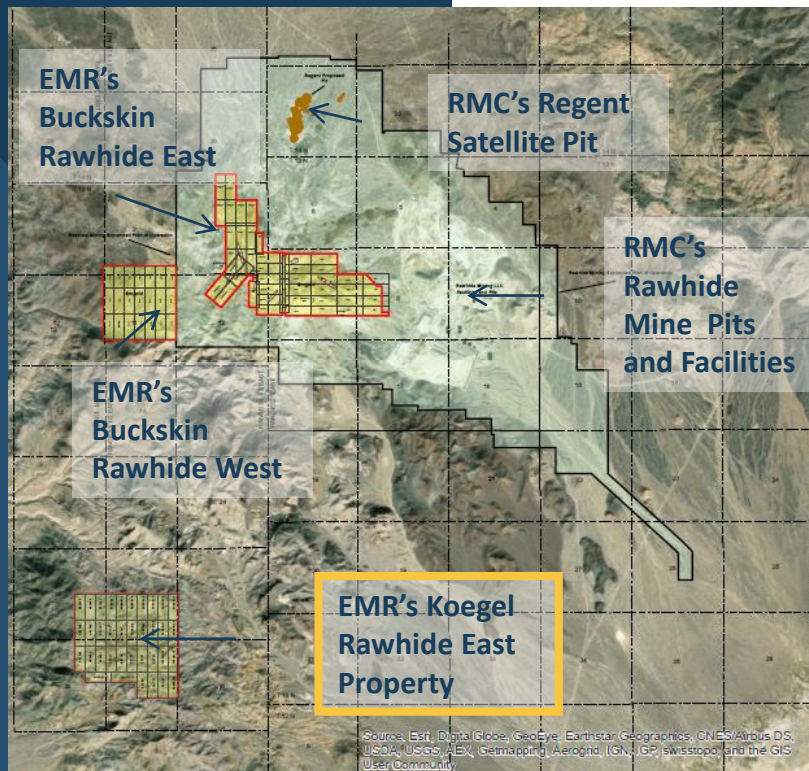


PROPERTY DETAILS

- ~420-acre property located west/adjacent of the producing Rawhide Mine (1.8 M oz Au and 14.9 M oz Ag from 1990-2019⁽¹⁾⁽²⁾)
- Located immediately west of the Toiyabe target on Buckskin Rawhide East, with the target area extending onto the adjacent Rawhide Mine property.
- Strategic land position due to near-mine location and shared structural corridor.
- Multiple target types, including bulk disseminated and higher-grade vein mineralization.

(1) Nevada Bureau of Mines and Geology, Special Publication MI-2019 and other previous year reports
 (2) Proximity of Buckskin Rawhide East to Rawhide Mine does not guarantee that mineral resources or mining reserves will be delineated at Buckskin Rawhide East.

Koegel Rawhide



PROPERTY DETAILS

- ~720-acre property located 4-miles south of the producing Rawhide Mine (1.8 M oz Au and 14.9 M oz Ag from 1990-2019⁽¹⁾⁽²⁾)
- Alteration corridor: ~5,000 ft x 600 ft with supporting surface sampling
- T-10 High Grade Zone identified by 13 historic rock chip samples with an average grade of 0.52 opt and 11 rock chip samples taken by Emergent with an average grade of 0.27 opt Au. ⁽¹⁾
- Multiple target types, including bulk disseminated and higher-grade vein mineralization.

(1) See February 27, 2012, press release for additional details.

(2) Proximity of Buckskin Rawhide West to Rawhide Mine does not guarantee that mineral resources or mining reserves will be delineated at Buckskin Rawhide East.



Quebec Portfolio

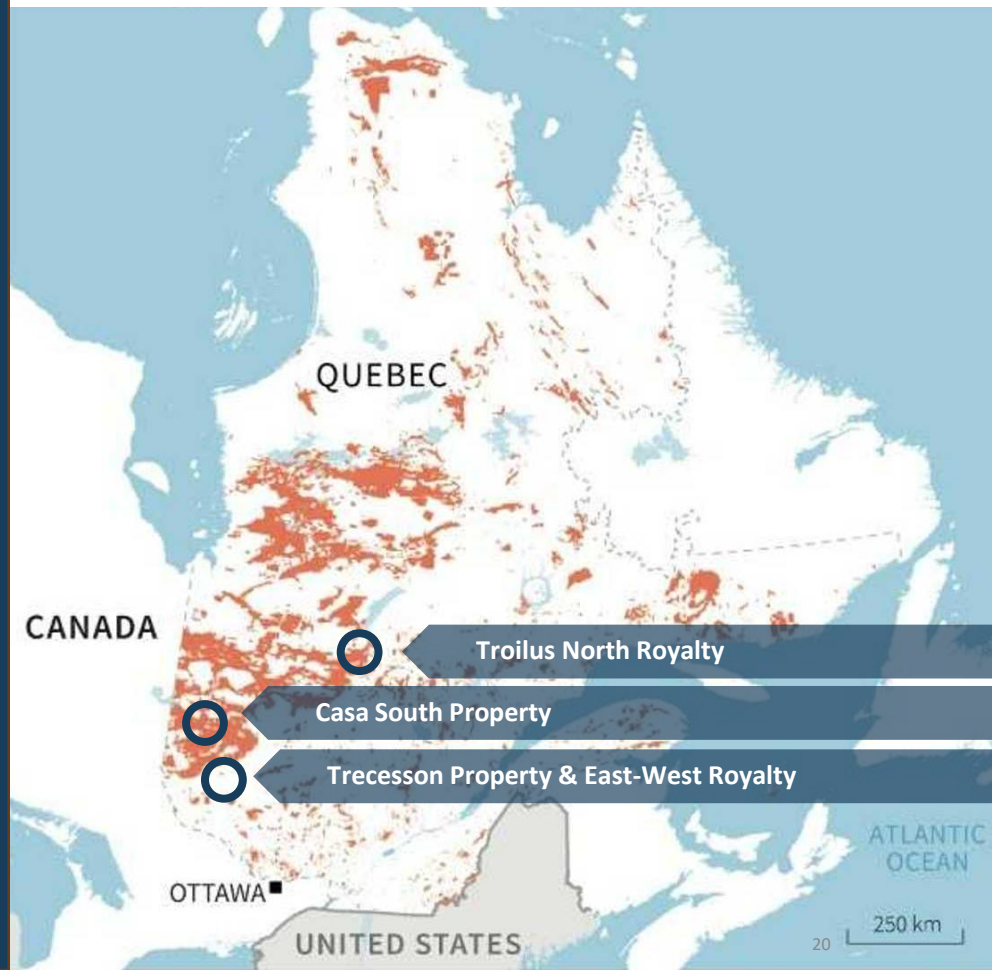
Quebec Project Criteria

Focused on properties in established gold belts

Near producing/past-producing mines or advanced projects with defined resources

Supported by robust historic datasets

Easily accessible to keep exploration capital efficient





Casa South

PROPERTY DETAILS

- ~11,600-hectare property consisting of 208 claims
- Adjacent to Orezone Gold Corporation's (TSX:ORE) Casa Berardi Mine⁽¹⁾ - recently acquired from Hecla for \$593M in cash, shares, and other consideration
- Casa Berardi produced over 2.0M oz. Au since 1988⁽²⁾
- ~6,000 m drilled to date by Emergent
- Targeting discovery and resource growth in Casa Berardi style mineralization⁽³⁾

(1) The proximity of the Casa South to Casa Berardi Mine and Gemini-Turgeon Property does not guarantee exploration success or that mineral resources or reserves will be delineated on the Casa South Property.

(2) Source of historic production at Casa Berardi Mine is from Technical Report on Casa Berardi Mine, Northwestern Quebec, April 1, 2019, by Hecla Mining Corp..

(3) No resources or mineral reserves have yet been delineated on the Casa South Property.



Trecession

PROPERTY DETAILS

- ~2,700-hectare property consisting of 85 claims; 50 km north of Val-d'Or and 10 km west of Amos
- Priority targets: Cossette Gold System and Spirit Lake
- Knick Exploration drilled 154 holes (~6,700 m) (2011–2017) and filed a 2012 Technical Report
- Emergent Phase 1: 17 holes (2,349 m); best intercept 19.96 g/t Au + 5.13 g/t Ag over 1.1 m⁽¹⁾
- Target styles: high-grade veins and bulk-tonnage disseminated mineralization

(1) See press release dated April 17, 2023 .for details.

Royalty Portfolio



West Santa Fe Royalty

ROYALTY DETAILS

- 1% NSR on the 12 claims acquired from Nevada Sunrise LLC and 1.5% NSR on any other claims where an underlying royalty does not currently exist; Lahontan Gold (TSXV: LG) buyback: US\$200k (Years 1–5) to acquire 50% of the 1.5% NSR
 - The 12 Nevada Sunrise LLC claims host the known deposit area, and Lahontan has no buyback rights for this royalty
 - Potential satellite deposit of the Santa Fe Project being developed by Lahontan about 10 miles to the northeast
-

(1) The proximity of the York Property to the Santa Fe Project does not guarantee exploration success of that mineral resources or reserves will be delineated on the York Property



York Royalty

ROYALTY DETAILS

- 1% NSR on the York claims; Lahontan Gold (TSXV: LG) buyback: US\$500k (Years 1–3) or US\$1.0M (Years 4–7) from the definitive agreement date; rights expire thereafter
- 27 claims (~540 acres) that are part of Lahontan’s advanced-stage Santa Fe Mine Project (PEA complete)
- Along-trend upside: potential to extend mineralization from Santa Fe onto the York claims, subject to exploration success

(1) The proximity of the York Property to the Santa Fe Project does not guarantee exploration success of that mineral resources or reserves will be delineated on the York Property



East-West Royalty

ROYALTY DETAILS

- Located in Quebec; 1% NSR on East-West; Agnico Eagle (NYSE: AEM) buyback: C\$500k (Years 1–3) or C\$1.0M (Years 4–5) from the agreement date (May 3, 2022); expires thereafter
 - Located within the Canadian Malartic–Val-d’Or mining complex, one of Canada’s premier gold districts⁽¹⁾
 - Targets along strike between Wesdome’s Kiena Mine (TSX: WDO) and Agnico Eagle’s Marban resource/reserve area
-

(1) The proximity of the East-West Property to the Canadian Malartic or Kiena Mine does not guarantee exploration success of that mineral resources or reserves will be delineated on the East-West Property



Troilus North Royalty

ROYALTY DETAILS

- Located in Quebec; ~11,300 ha contiguous to the past-producing Troilus Mine⁽¹⁾, now being advanced by Troilus Gold (TSX:TLG)
- Located within a highly prospective Troilus district with a +13.0 Moz AuEq exploration target⁽²⁾
- 1% NSR on Troilus North; Troilus Gold may buy back at any time for C\$1.0M
- Mineralized trend from the Troilus Mine corridor appears to extend toward Troilus North; resource potential subject to exploration success

(1) The proximity of the Troilus North Property to Troilus Mine does not guarantee exploration success of that mineral resources or reserves will be delineated on the Troilus North Property

(2) Based on the current I&I resource reported by TLG, on October 26, 2023, press release available under TLG's corporate filings at www.sedarplus.ca.

Near-Term Value Catalysts



Golden Arrow:
pending sale to
Fairchild Gold

New York Canyon:
being evaluated by
multiple parties

West Santa Fe:
optioned to
Lahontan with
drill recent
positive drill
results

**Rawhide
Properties:**
potential sale to
buyer of
Rawhide Mine



Casa South:
Casa Berardi
Mine has just
been acquired
by Orezone
Gold

Trecesson:
Prospectivity
analysis
completed, plans
to move forward
with additional
drilling

Royalties:

- Troilus Gold, Agnico Eagle, and Lahontan are moving these properties through exploration, feasibility, permitting, and near-term production

Capital Structure

Shares Issued and Outstanding¹	67.8M
<ul style="list-style-type: none"> • Shares owed by officers and directors 3.0 million 	
Warrants	
<ul style="list-style-type: none"> • 9,386,000 @ C\$0.10 expire on Nov 14, 2026 • 7,853,337 @ C\$.10 expire Nov 19, 2026 • 11,020,420 @ C\$0.10 expire Jan 15, 2028 	28.3 M
Options	
<ul style="list-style-type: none"> • 875,000 @ C\$0.25 expire on Jan 4, 2008 • 3,075,000 @ C0.05 expire on Dec 31, 2030 	4.0 M
Total Shares – Fully Diluted	100.0 M
Market Cap at C\$0.10/share	C\$6.8 M

(1) At February 20, 2026

Management Team

Leadership with a proven track record



David Watkinson
B.Sc., P.Eng.

President, CEO, and Director


Mining engineer with 40+ years international experience including corporate, mine, and project management for both major and junior mining companies, mining contractors, and engineering firms in Canada, the U.S., and overseas.



Grant Smith
PA, CA, C. Dir.

CFO and Director

Chartered Professional Accountant with 20+ years of experience in the financial services and accounting fields, with experience as CFO for several public junior mining companies.



Denise Pilla

Corporate Secretary

Corporate and administrative clerk for Vancouver Corporate Solutions Inc. (“VCS”). VCS provides corporate secretarial services, governance, and strategic advice to publicly traded companies, non-profits, and public sector companies.

Board of Directors

Experienced board with deep capital markets and mining expertise



Andrew MacRitchie, B.Sc., CPA

Lead & Independent Director,
Chair of Audit Committee

Chartered professional accountant with 20+ years experience. CFO of Skeena Gold + Silver and other publicly traded companies. Has helped raise over \$1.5 billion for NYSE, TSX, and TSXV listed companies.



Robert Kiesman, JD, BA

Independent Director

Corporate lawyer and private business owner with securities, corporate finance, and M&A experience (Stikeman Elliott LLP, Vancouver). Former PHSA Vice Chair (to 2021); Co-owner & CLO, Vancouver Corporate Solutions; director/officer including Skeena Gold + Silver, Beyond Oil, and Cora Capital.



Julien Davy, M.Sc., MBA, P. Geo.

Independent Director

Professional geologist with 25+ years of international experience with strategic experience working in Quebec. Former Director of the Quebec Mineral Exploration Association. President and CEO of Tarku Resources Ltd. and Silver Acadia Exploration.



Michael Leahy, BBA

Independent Director

Business leader with a strong background in corporate development, business strategy, and company operations. Formerly CEO of a publicly traded venture capital firm, COO of a private geophysics company, and V.P. and Director of North American Tungsten.

The Current Undervaluation Represents a Significant Opportunity

Reasons for Undervaluation

- **Structure:** small market capitalization, lack of marketing, and limited trading coming out of a down market; typical of many junior exploration companies.
- **Transaction Value:** part of transaction value depends on parties exercising their property options or their share value in share transactions.
- **Underappreciated Assets:** the market does not give value to the royalty portfolio or ongoing partner-funded work.

Catalysts to Close the Gap

- **Marketing:** marketing plan developed and funded
- **Property Option Exercise:** conversion of contingent value into realized cash and share appreciation in share transactions.
- **Work Completion:** partners meeting work commitments to advance projects without EMR dilution.
- **New Transactions:** proven track record of generating a strong return; would expect future deals to add further upside.

Why buy Emergent Metals?



Proven leadership: Management team with 100+ years of combined mining experience, including two Skeena Gold + Silver directors



Unique strategy: A disciplined acquisition & divestment model built for the junior mining space – *a project accelerator*



Quality, jurisdiction-first portfolio: Projects located in pro-mining jurisdictions with clear development pathways



Demonstrated deal track record: Completed transactions, with active deals underway and additional opportunities in the pipeline



Multi-metal exposure: Portfolio provides leverage to gold, silver, and copper



Compelling valuation: Shares appear undervalued, with asset value not fully reflected in the current market capitalization



For more information, please contact:
David Watkinson, P.Eng.
President and CEO

T: (530) 271-0679 Ext 101
info@emergentmetals.com
www.emergentmetals.com

TSXV:EMR

OTCQB:EGMCF

FRA:ELM

MUN:ELM